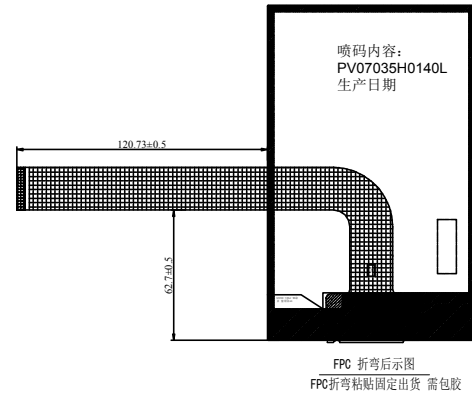
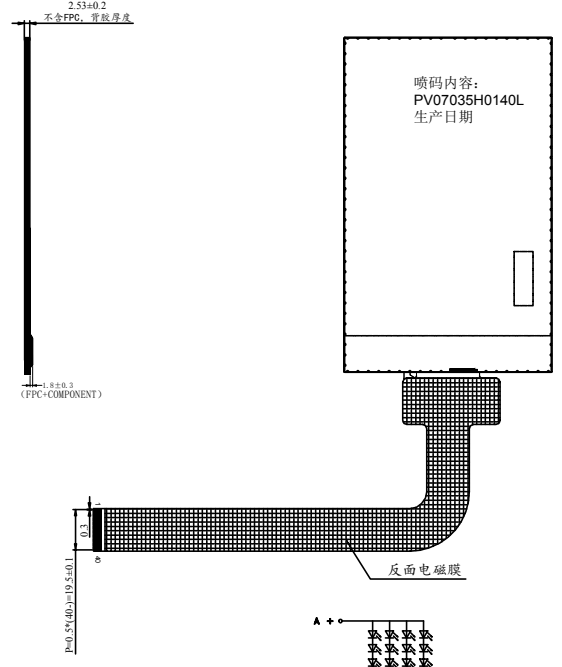
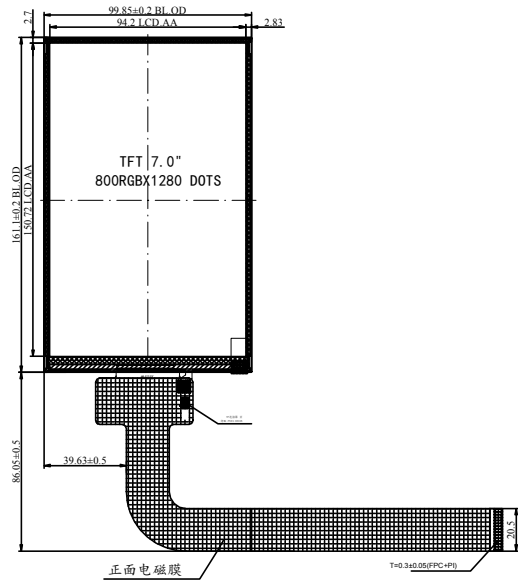


已确认此版本的所有图纸
 客户签名: _____ 日期: _____

REV	DESCRIPTION	DATE
1.0	首次设计	2021-11-11
1.1	修改TP连接座位置	2021-11-15

NO	DESCRIPTION
1	FRONT
2	TP-RST
3	NC
4	TP-SDA
5	NC
6	TP-SCL
7	NC
8	TP-INT
9	VDD-1V85
10	TP-INT
11	LCM-3Y3
12	LCM-3Y3
13	GND
14	LCM-RST
15	NC
16	GND
17	LCM-DATA0-N
18	LCM-DATA0-P
19	GND
20	LCM-DATA1-N
21	LCM-DATA1-P
22	GND
23	LCM-CLK-N
24	LCM-CLK-P
25	GND
26	LCM-DATA2-N
27	LCM-DATA2-P
28	GND
29	LCM-DATA3-N
30	LCM-DATA3-P
31	GND
32	GND
33	GND
34	GND
35	LED-
36	LED-
37	LED+
38	LED+
39	GND
40	VDD1V85



Notes:

1. Display Mode: 262K TFT/Normally White
2. Viewing Angle: ALL
3. LCD Driver IC: ILI9881
4. Operating Temp: -20°C ~ +70°C
5. Storage Temp: -30°C ~ +80°C
6. *: Critical Dimension, (): Reference Dimension
7. Undefined Tolerance: ±0.2
8. Requirements on Environmental Protection: ROHS

TP定义

PIN#	ASSIGNMENT
1	VDD (2.8V)
2	GND
3	SCL
4	SDA
5	INT
6	RESET

<p>Kingtech Group Co., Ltd.</p>	TITLE:	ASSEMBLY	DO NOT SCALE THIS DRAWING, GENERAL TOLERANCE: ±0.2	
	PART NO.:	PV07035H0140L		
	DRAWN BY:		DATE:	
	CHECKED BY:		DATE:	
APPROVED BY:		DATE:		PROJECTION:
			SCALE: N.T.S	
			SHEET: 1 OF 1	